

# Advisory Committee Member Survey

Thursday, October 08, 2020

# 31

**Total Responses**

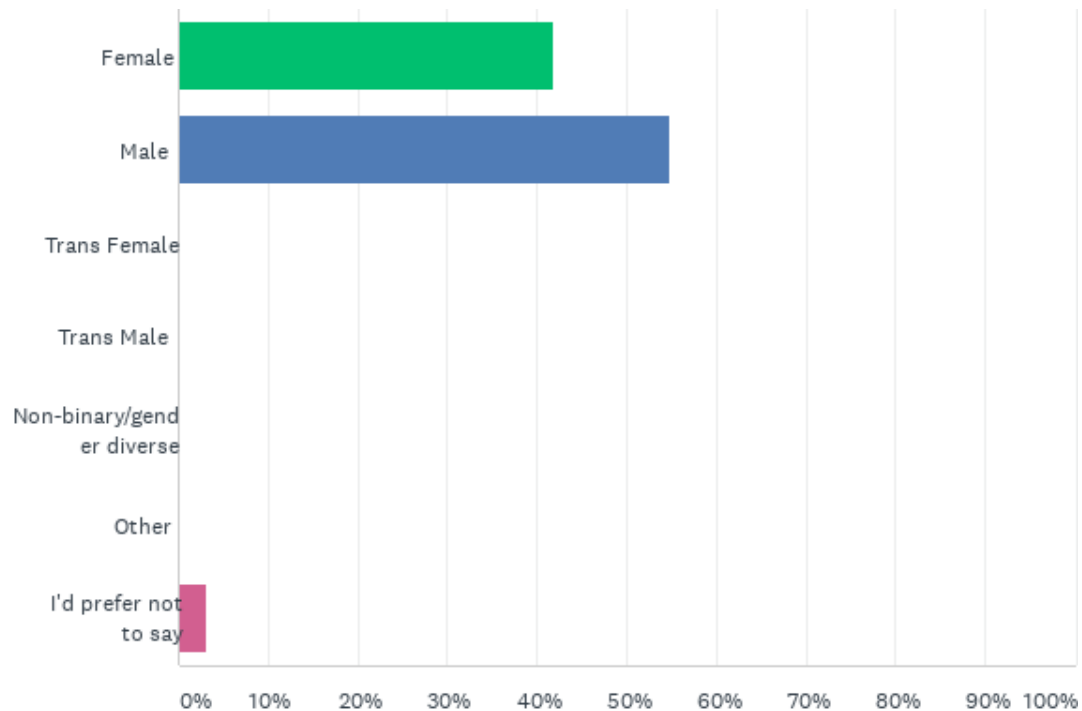
Date Created: Monday, September 14, 2020

Complete Responses: 28

---

# Q1: What is your gender?

Answered: 31 Skipped: 0



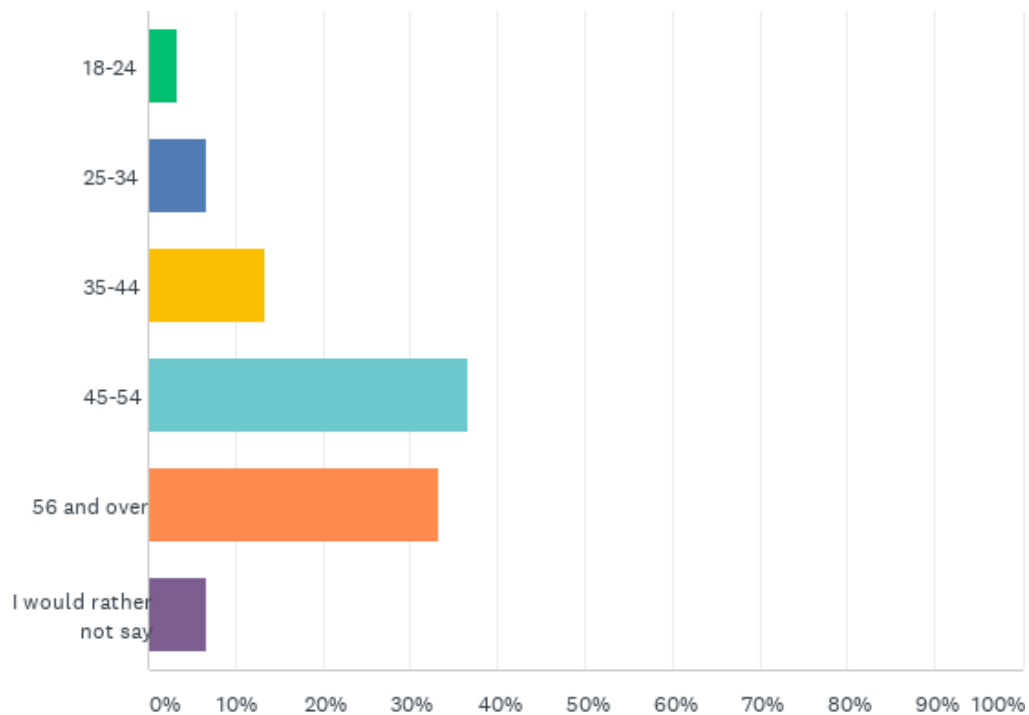
# Q1: What is your gender?

Answered: 31 Skipped: 0

ANSWER CHOICES	RESPONSES	
Female	41.94%	13
Male	54.84%	17
Trans Female	0.00%	0
Trans Male	0.00%	0
Non-binary/gender diverse	0.00%	0
Other	0.00%	0
I'd prefer not to say	3.23%	1
<b>TOTAL</b>		<b>31</b>

## Q2: What is your age?

Answered: 30 Skipped: 1



## Q2: What is your age?

---

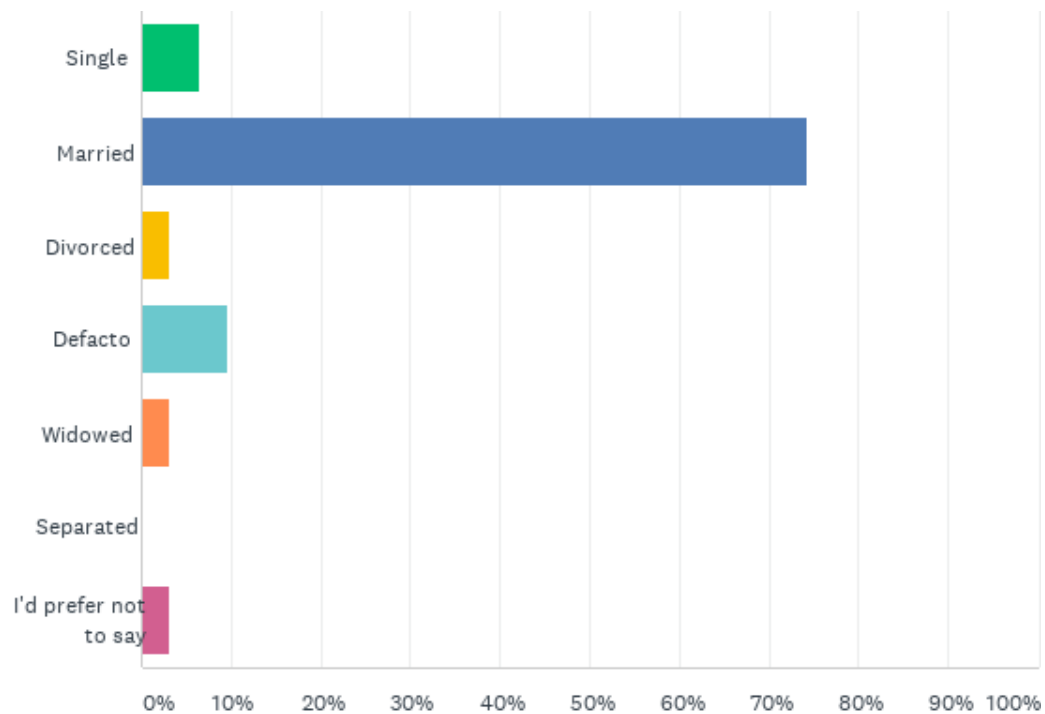
Answered: 30 Skipped: 1

ANSWER CHOICES	RESPONSES	
18-24	3.33%	1
25-34	6.67%	2
35-44	13.33%	4
45-54	36.67%	11
56 and over	33.33%	10
I would rather not say	6.67%	2
<b>TOTAL</b>		<b>30</b>

---

## Q3: Marital Status

Answered: 31 Skipped: 0



## Q3: Marital Status

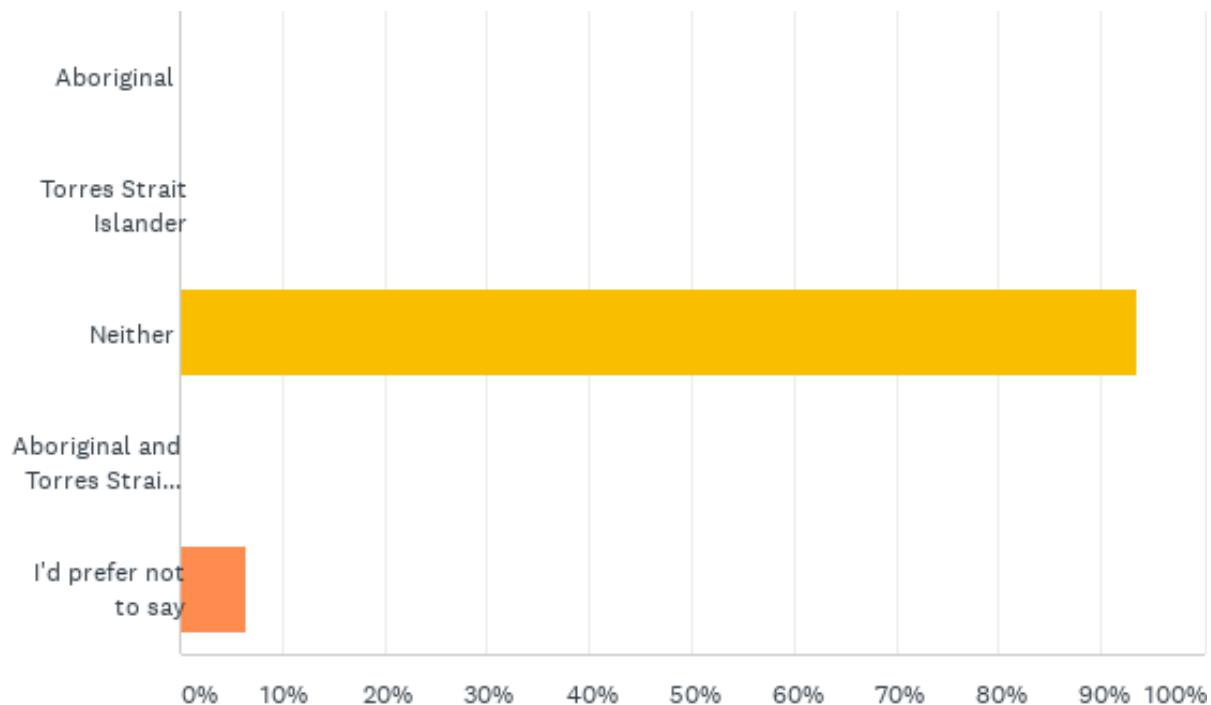
Answered: 31 Skipped: 0

ANSWER CHOICES	RESPONSES	
Single	6.45%	2
Married	74.19%	23
Divorced	3.23%	1
Defacto	9.68%	3
Widowed	3.23%	1
Separated	0.00%	0
I'd prefer not to say	3.23%	1
<b>TOTAL</b>		<b>31</b>



## Q4: What is you ethnicity?

Answered: 31 Skipped: 0



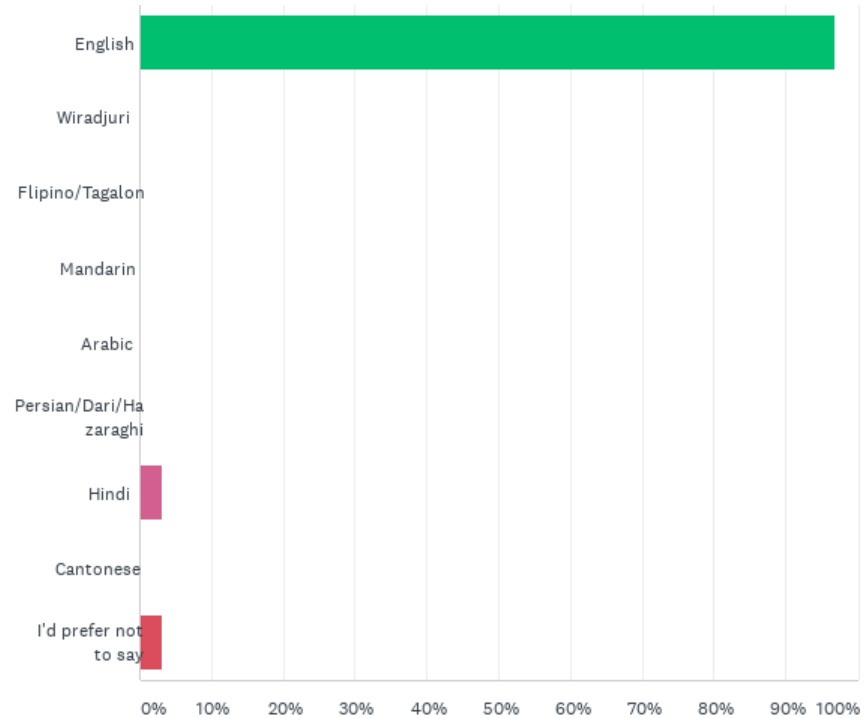
## Q4: What is you ethnicity?

Answered: 31 Skipped: 0

ANSWER CHOICES	RESPONSES	
Aboriginal	0.00%	0
Torres Strait Islander	0.00%	0
Neither	93.55%	29
Aboriginal and Torres Strait Islander	0.00%	0
I'd prefer not to say	6.45%	2
<b>TOTAL</b>		<b>31</b>

## Q6: What languages do you speak (tick all that apply)

Answered: 31 Skipped: 0



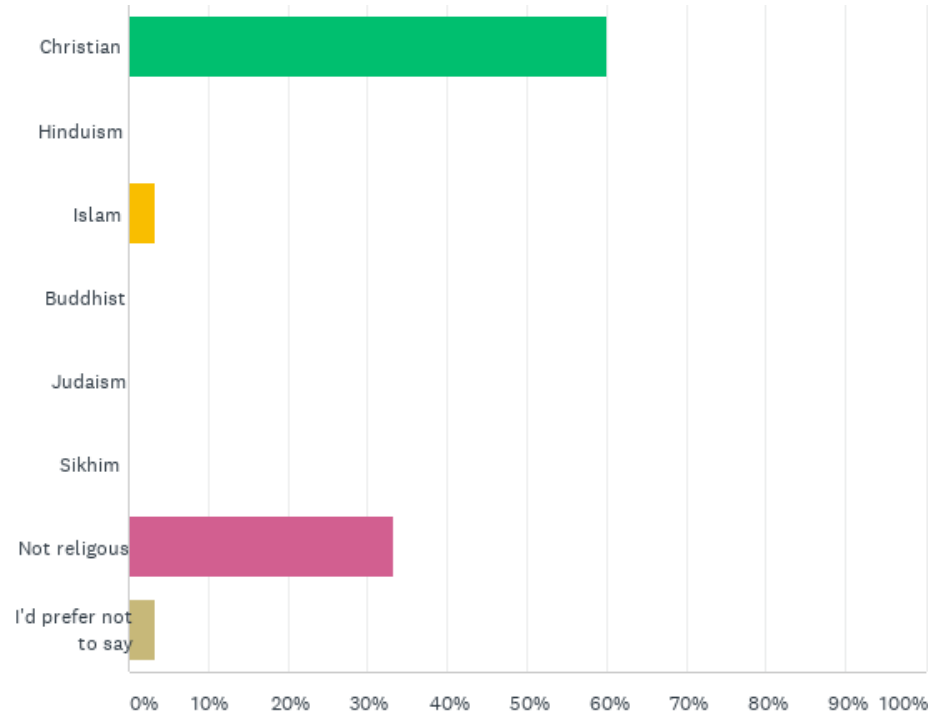
## Q6: What languages do you speak (tick all that apply)

Answered: 31 Skipped: 0

ANSWER CHOICES	RESPONSES	
English	96.77%	30
Wiradjuri	0.00%	0
Flipino/Tagalon	0.00%	0
Mandarin	0.00%	0
Arabic	0.00%	0
Persian/Dari/Hazaraghi	0.00%	0
Hindi	3.23%	1
Cantonese	0.00%	0
I'd prefer not to say	3.23%	1
Total Respondents: 31		

# Q7: What is your religion

Answered: 30 Skipped: 1



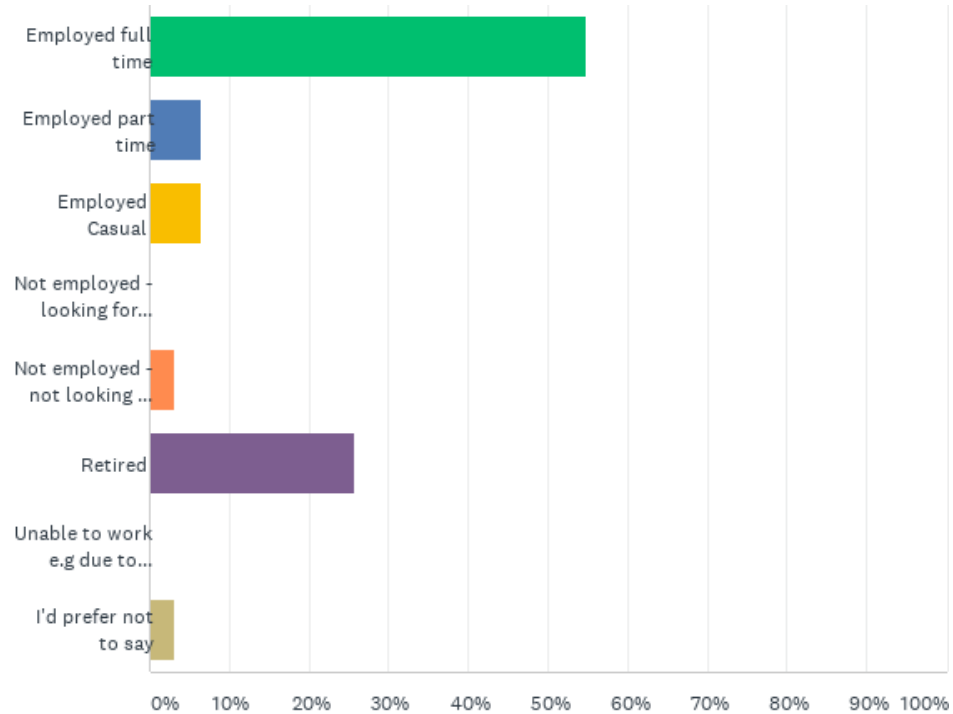
## Q7: What is your religion

Answered: 30 Skipped: 1

ANSWER CHOICES	RESPONSES	
Christian	60.00%	18
Hinduism	0.00%	0
Islam	3.33%	1
Buddhist	0.00%	0
Judaism	0.00%	0
Sikhim	0.00%	0
Not religious	33.33%	10
I'd prefer not to say	3.33%	1
<b>TOTAL</b>		<b>30</b>

## Q8: What is your employment status

Answered: 31 Skipped: 0



## Q8: What is your employment status

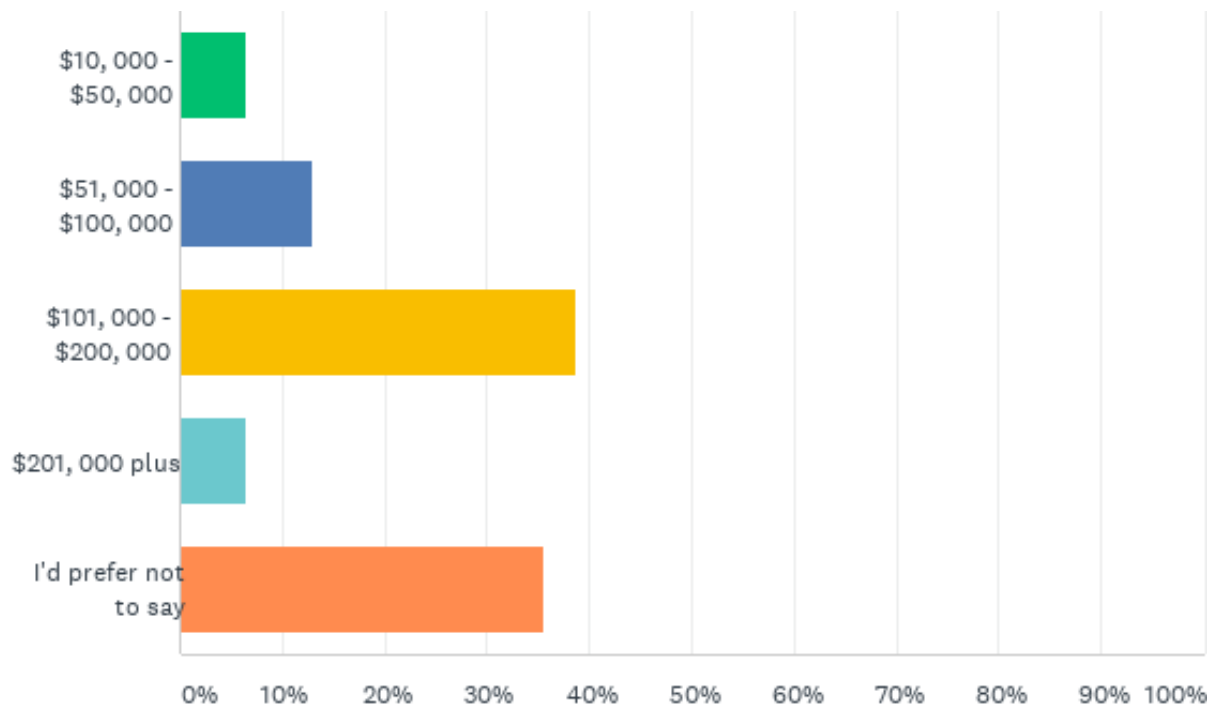
Answered: 31 Skipped: 0

ANSWER CHOICES	RESPONSES	
Employed full time	54.84%	17
Employed part time	6.45%	2
Employed Casual	6.45%	2
Not employed - looking for work	0.00%	0
Not employed - not looking for work	3.23%	1
Retired	25.81%	8
Unable to work e.g due to carer responsibilities	0.00%	0
I'd prefer not to say	3.23%	1
<b>TOTAL</b>		<b>31</b>



# Q9: What is your household income level (including income from assets)

Answered: 31 Skipped: 0



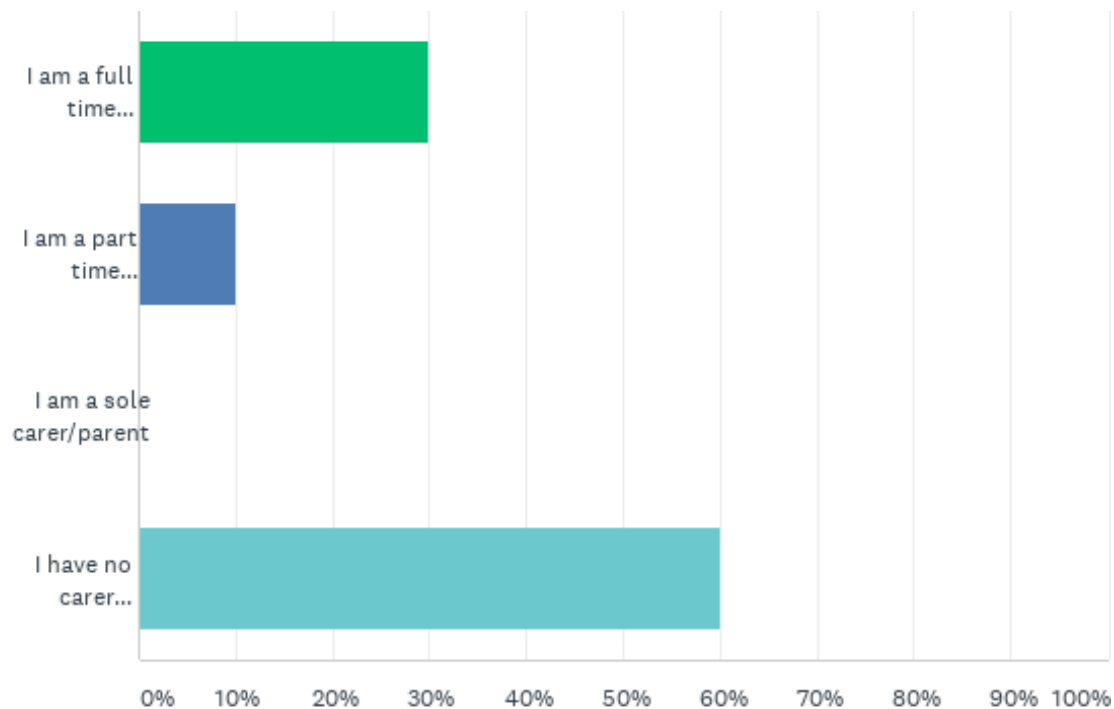
## Q9: What is your household income level (including income from assets)

Answered: 31 Skipped: 0

ANSWER CHOICES	RESPONSES	
\$10, 000 - \$50, 000	6.45%	2
\$51, 000 - \$100, 000	12.90%	4
\$101, 000 - \$200, 000	38.71%	12
\$201, 000 plus	6.45%	2
I'd prefer not to say	35.48%	11
TOTAL		31

## Q10: Carer/Parental Status

Answered: 30 Skipped: 1



## Q10: Carer/Parental Status

---

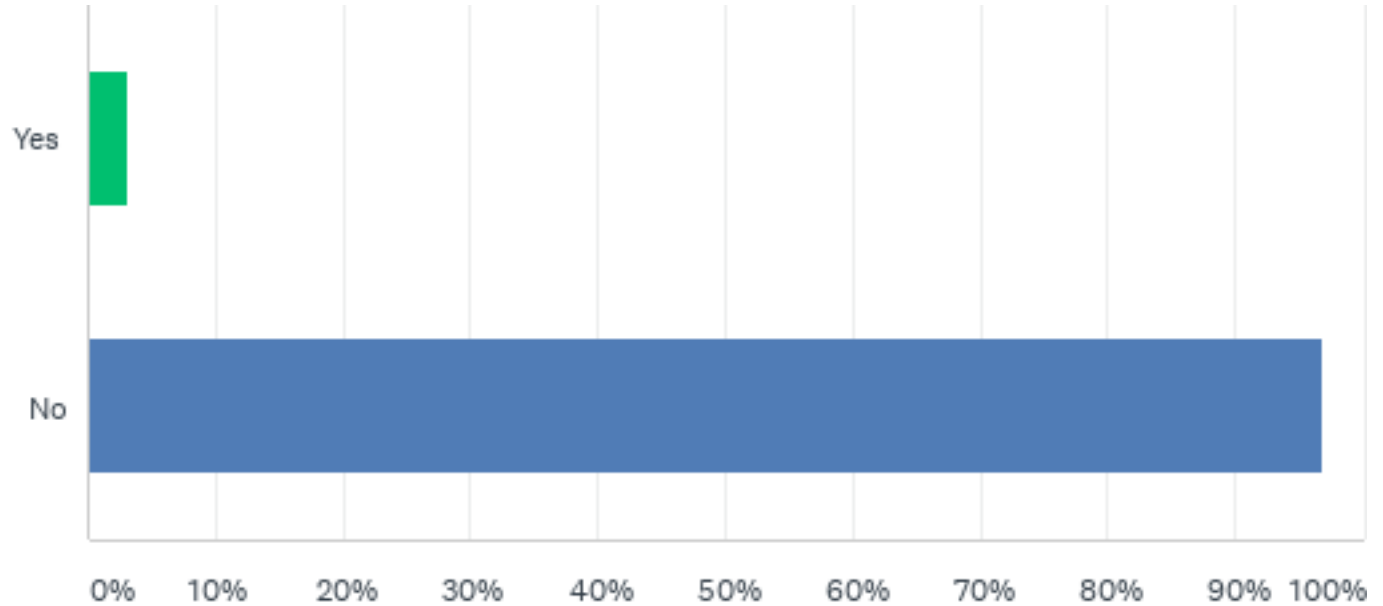
Answered: 30 Skipped: 1

ANSWER CHOICES	RESPONSES	
I am a full time carer/parent	30.00%	9
I am a part time carer/parent	10.00%	3
I am a sole carer/parent	0.00%	0
I have no carer responsibilities	60.00%	18
<b>TOTAL</b>		<b>30</b>

---

# Q11: Do you have a disability or access issues

Answered: 31 Skipped: 0



# Q11: Do you have a disability or access issues

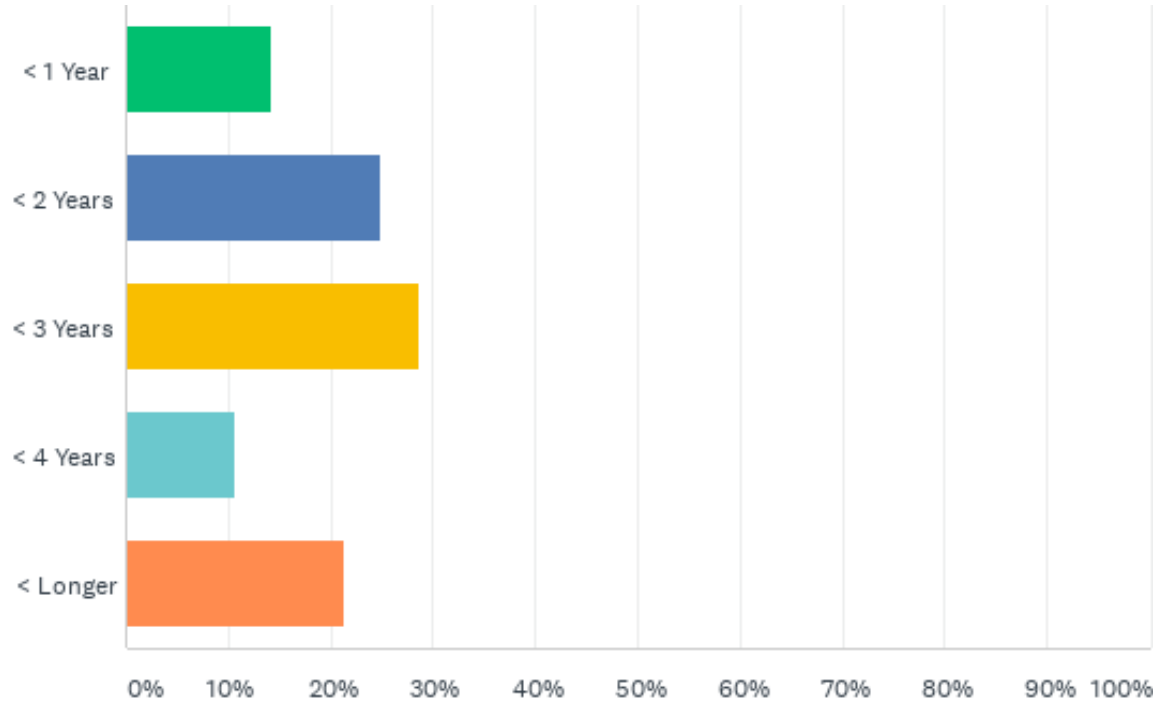
---

Answered: 31 Skipped: 0

ANSWER CHOICES	RESPONSES	
Yes	3.23%	1
No	96.77%	30
TOTAL		31

## Q12: How long have you been a member of your committee?

Answered: 28 Skipped: 3



## Q12: How long have you been a member of your committee?

---

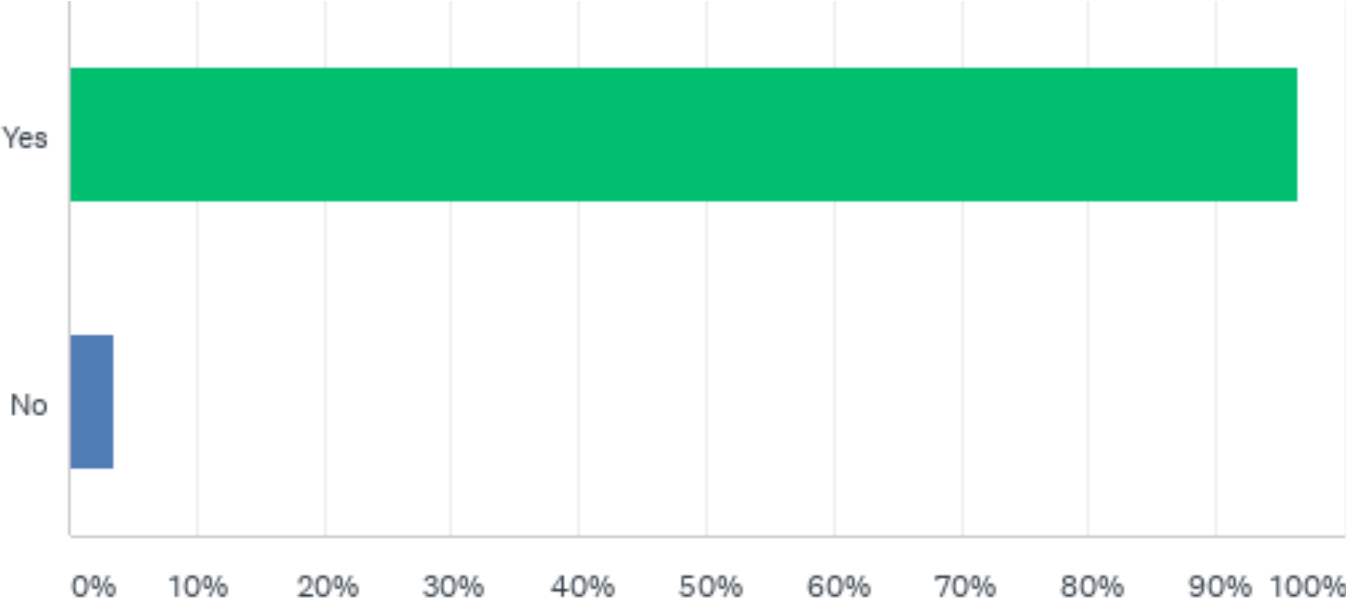
Answered: 28 Skipped: 3

ANSWER CHOICES	RESPONSES	
< 1 Year	14.29%	4
< 2 Years	25.00%	7
< 3 Years	28.57%	8
< 4 Years	10.71%	3
< Longer	21.43%	6
TOTAL		28



# Q14: Are you happy with the committee meeting times and dates?

Answered: 28 Skipped: 3



## Q14: Are you happy with the committee meeting times and dates?

---

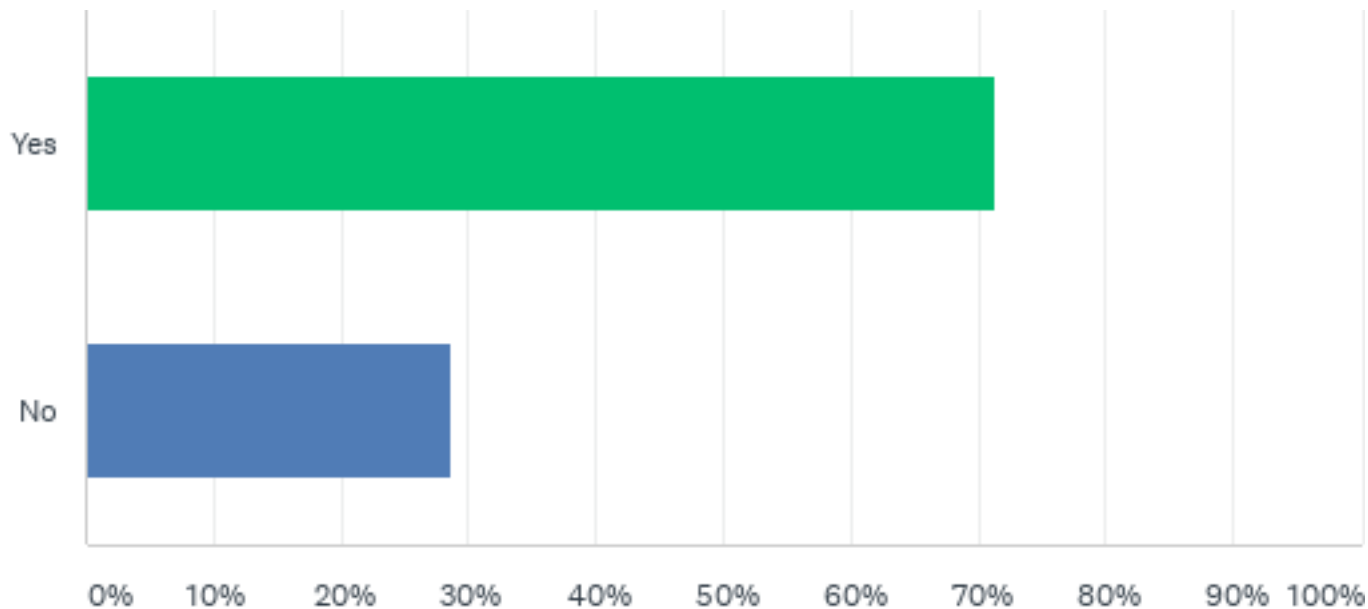
Answered: 28 Skipped: 3

ANSWER CHOICES	RESPONSES	
Yes	96.43%	27
No	3.57%	1
TOTAL		28

---

# Q15: Were you aware of the meeting date/times before you joined the Committee

Answered: 28 Skipped: 3



# Q15: Were you aware of the meeting date/times before you joined the Committee

---

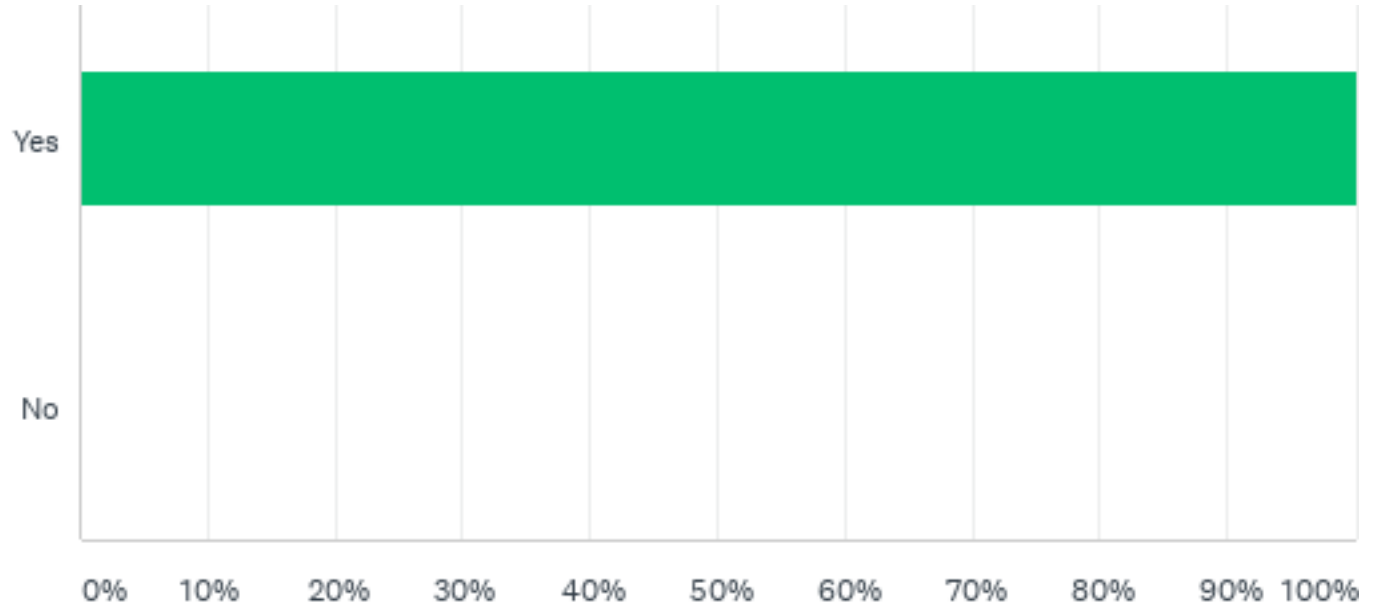
Answered: 28 Skipped: 3

ANSWER CHOICES	RESPONSES	
Yes	71.43%	20
No	28.57%	8
TOTAL		28

---

## Q16: Are you happy with the location of the committee meetings?

Answered: 28 Skipped: 3



## Q16: Are you happy with the location of the committee meetings?

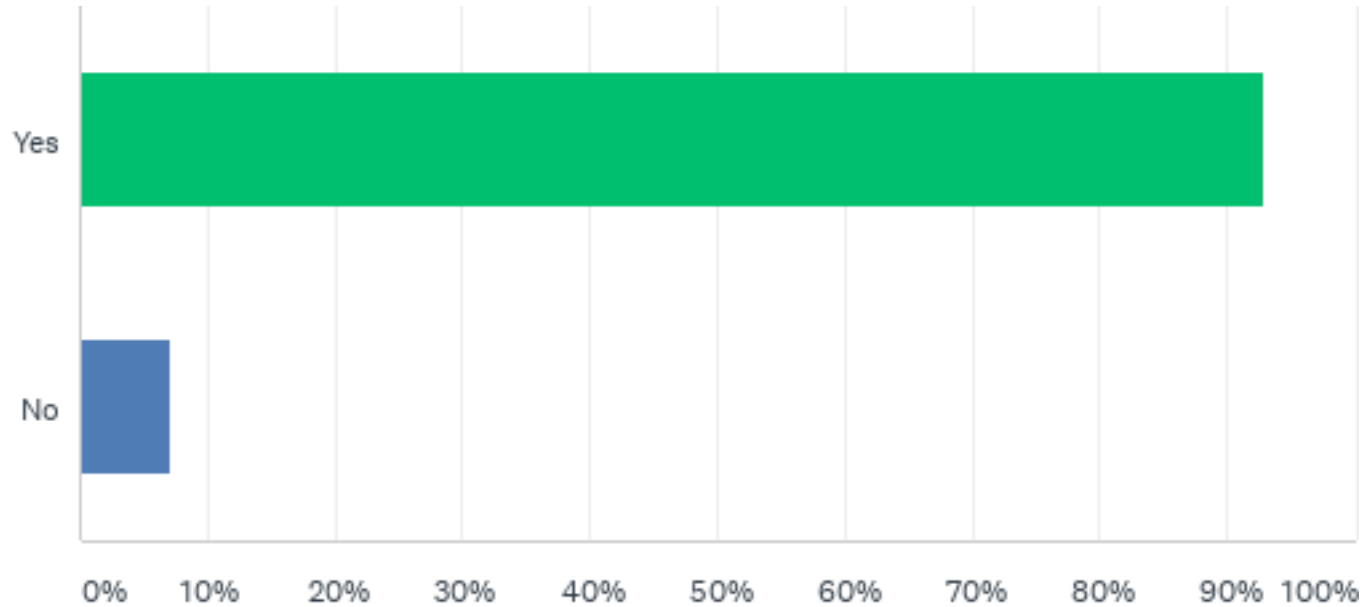
---

Answered: 28 Skipped: 3

ANSWER CHOICES	RESPONSES	
Yes	100.00%	28
No	0.00%	0
TOTAL		28

# Q11 In view of the current COVID-19 epidemic, would you be agreeable to attending committee meetings electronically (e.g. Zoom or Microsoft Teams)

Answered: 28 Skipped: 3



# Q17: Would you be agreeable to attending committee meetings electronically(e.g. Zoom or Microsoft Teams)

---

Answered: 28 Skipped: 3

ANSWER CHOICES	RESPONSES	
Yes	92.86%	26
No	7.14%	2
TOTAL		28